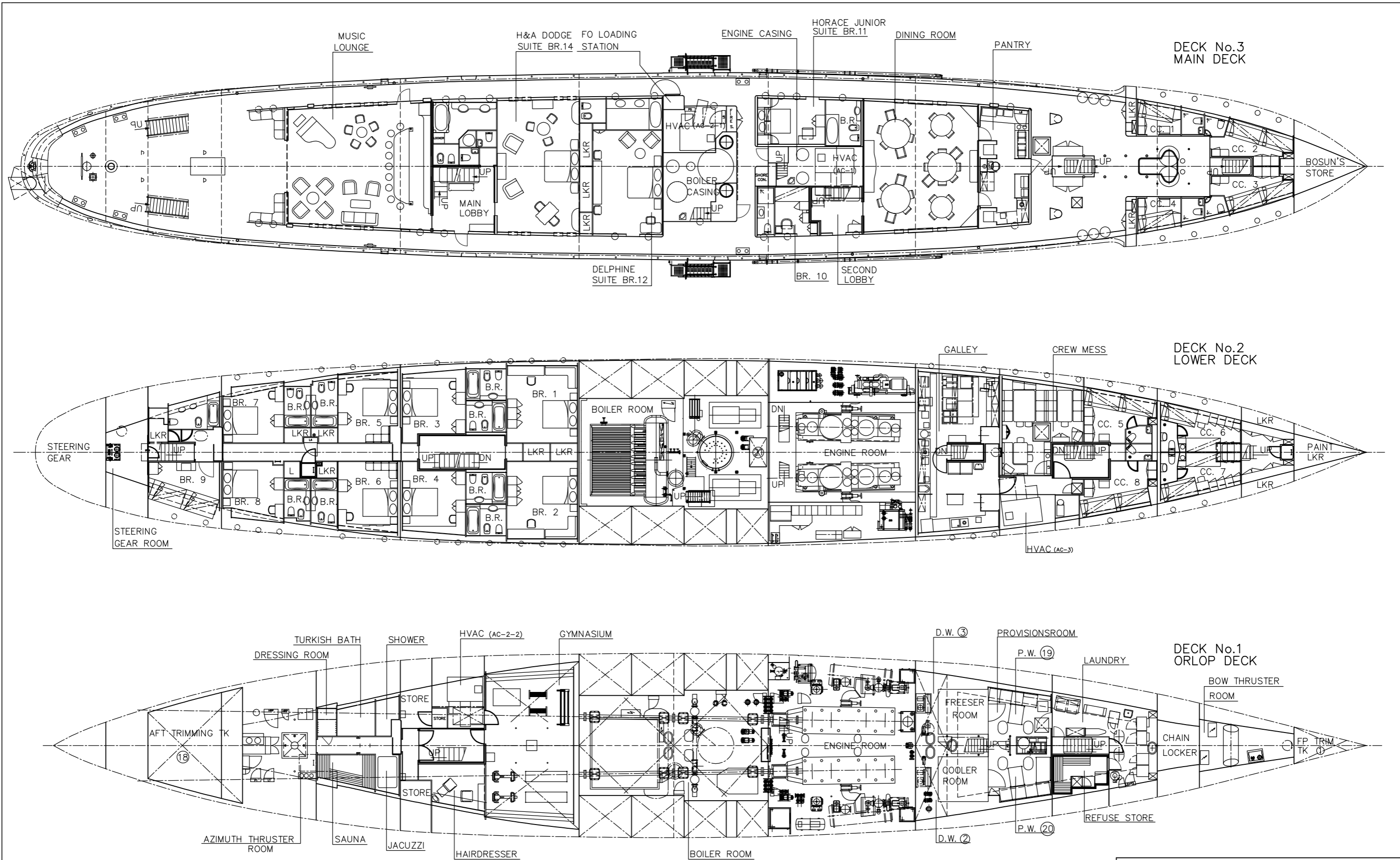


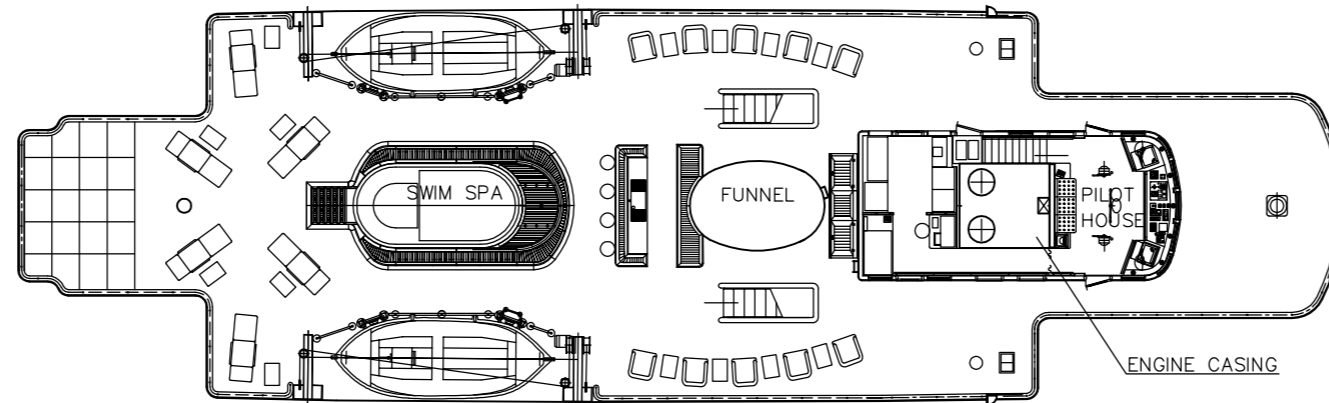
MAIN CHARACTERISTICS	
LENGTH OVER ALL	78,50 M
LWL	76,90 M
LPP	75,00 M
BREADTH	10,82 M
DEPTH	6,72 M
DRAFT	4,50 M

MARINE CRUISING				
S.S. DELPHINE				
COMMERCIAL GENERAL ARRANGEMENT				
DRAWN: JD	DATE: JULY 03	SCALE: 1/100	DWG. NR. 001	REP 0
CONTR:	DATE:		SHEET: 1 of 3	
APPROVED:	DATE:			

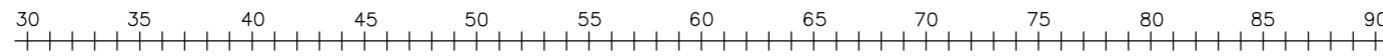

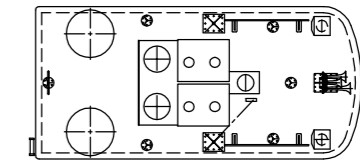


MARINE CRUISING				
S.S. DELPHINE				
COMMERCIAL GENERAL ARRANGEMENT				
DRAWN: JD	DATE: JULY 03	SCALE: 1/100	DWG. NR. 001	REP. 0
CONTR:	DATE:		SHEET: 20F3	
APPROVED:	DATE:			

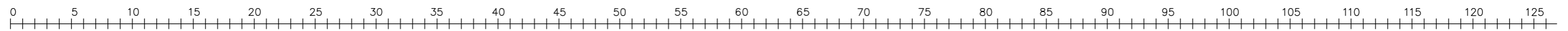
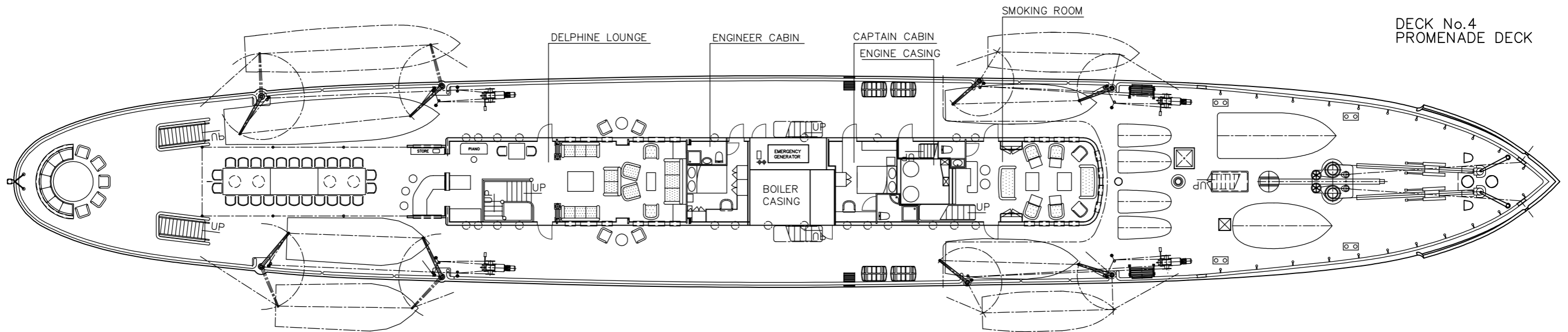
DECK No.5
BOAT DECK



TOP OF PILOT HOUSE



DECK No.4
PROMENADE DECK



MARINE CRUISING				
S.S. DELPHINE				
COMMERCIAL GENERAL ARRANGEMENT				
DRAWN: JD	DATE: JULY 03	SCALE	DWG. NR.	REP
CONTR:	DATE:	1/100	001	0
APPROVED:	DATE:		SHEET: 30F3	