CANADIAN TRIBALS.

H.M.C.S. "HAIDA".

ARRANGEMENT OF MACHINERY IN ENGINE ROOM.

DRAWING Nº 22435. 72 68-1

IN 2 SHEETS, SHEET Nº 1. A1

SCALE:- 1/2" = 1 FOOT.

VESSELS	CONTRACTOR			ACTION OR REMARKS	AUTHORITY FOR APPROVAL OR MODIFICATION (REPORT NO. & DATE)	DISPOSERS	
	NAME	SIGNATURE	DATE			SIGNATURE	DATE
							R.E.O.
							R.E.O./WALKER

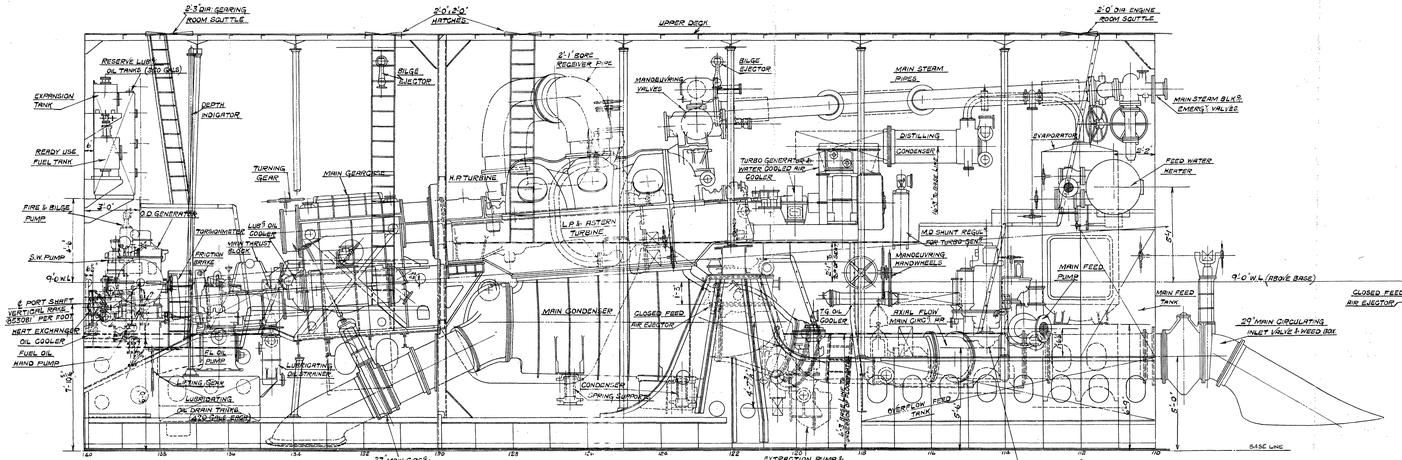

ELEVATION LOOKING TO PORT FROM ℄ OF SHIP

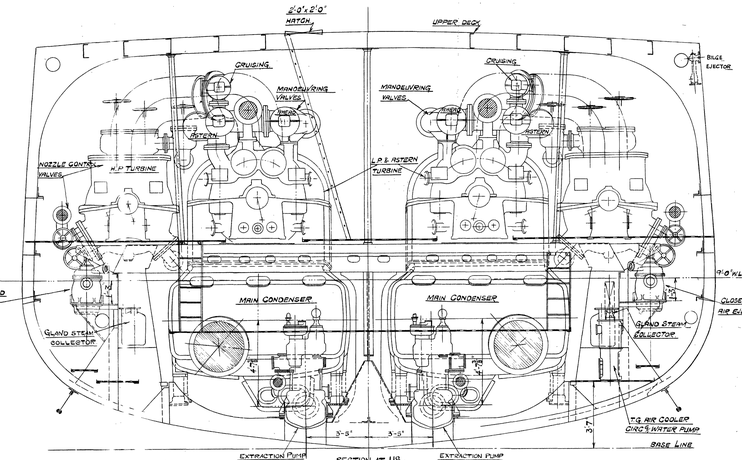

SECTION AT 118 LOOKING A^FT

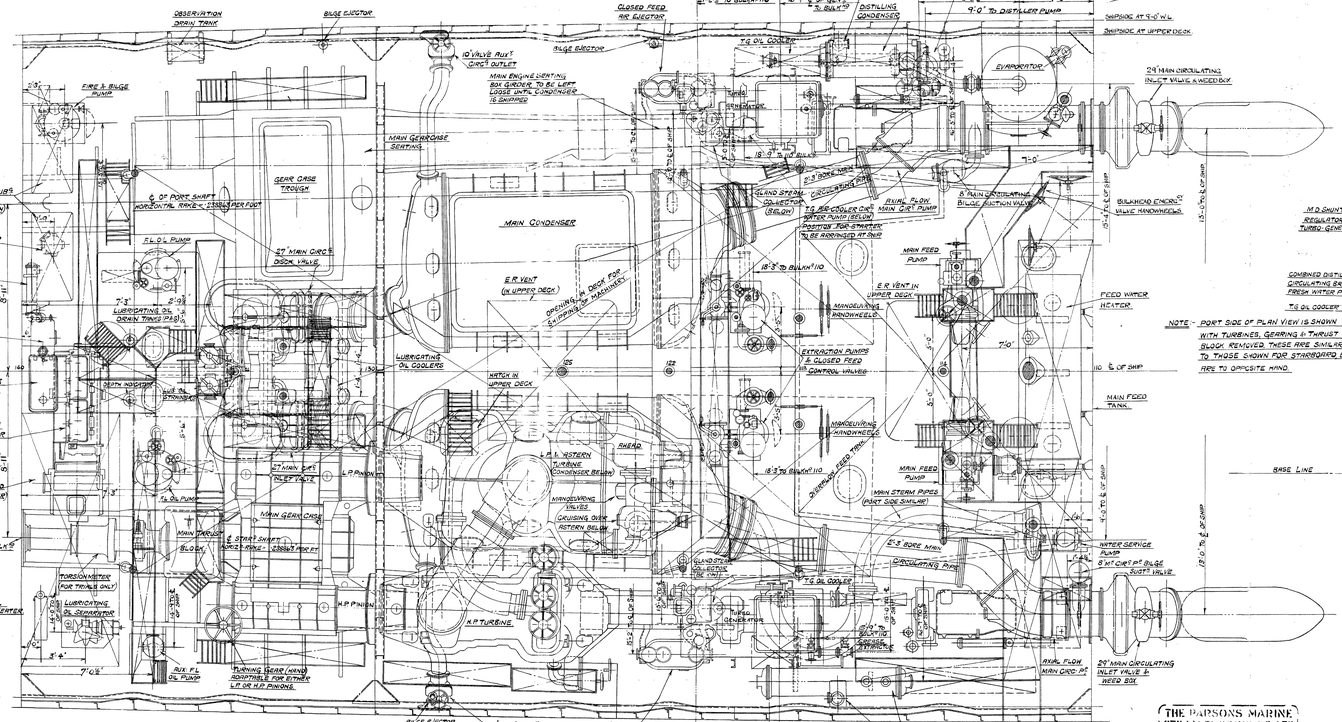

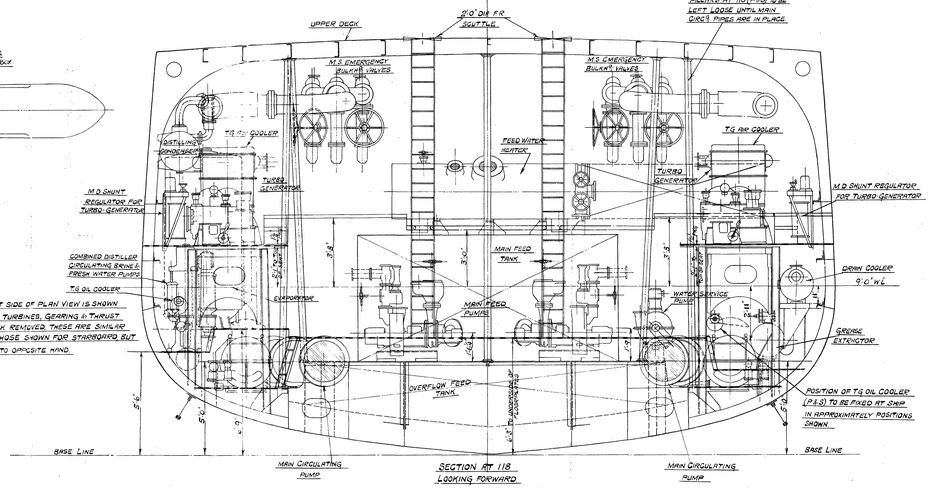

SECTION AT 118 LOOKING FORWARD

NOTE:- PORT SIDE OF PLAN VIEW IS SHOWN WITH TURBINES, GEARING & THRUST BLOCK REMOVED. THESE ARE SIMILAR TO THOSE SHOWN FOR STARBOARD BUT ARE TO OPPOSITE HAND.

PILLARS AT 118 (P&S) TO BE LEFT LOOSE UNTIL MAIN CIRC^N PIPES ARE IN PLACE.

ARRANGEMENT OF MACHINERY IN ENGINE ROOM.

ENGINE Nºs [redacted]377.

THE PARSONS MARINE STEAM TURBINE CO. LTD. WALLSEND ON TYNE

DRAWN BY [illegible] DATE

CHECKED

TRACING CHKD BY

DRAWING Nº 22435.

IN 2 SHEETS. SHEET Nº1.

DRG. Nº 22435 2/1

REPEAT CANADIAN TRIBALS.

H.M.C.S. "HAIDA".

ARRANGEMENT OF MACHINERY IN ENGINE ROOM.

DRAWING Nº 22435.

IN 2 SHEETS – SHEET Nº 2.

SCALE: – ½" = 1 FOOT.

7268-2

A 2

VESSELS	CONTRACTOR			ACTION OR REMARKS	AUTHORITY FOR APPROVAL OR MODIFICATION (NAME, LETTER No. & DATE)	OVERSEERS	
	NAME	SIGNATURE	DATE			SIGNATURE	DATE
REPEAT CANADIAN TRIBALS	THE PARSONS MARINE STEAM TURBINE CO. LTD			SUBMITTED			
						R.E.O	
						R.E.O. WALKER	

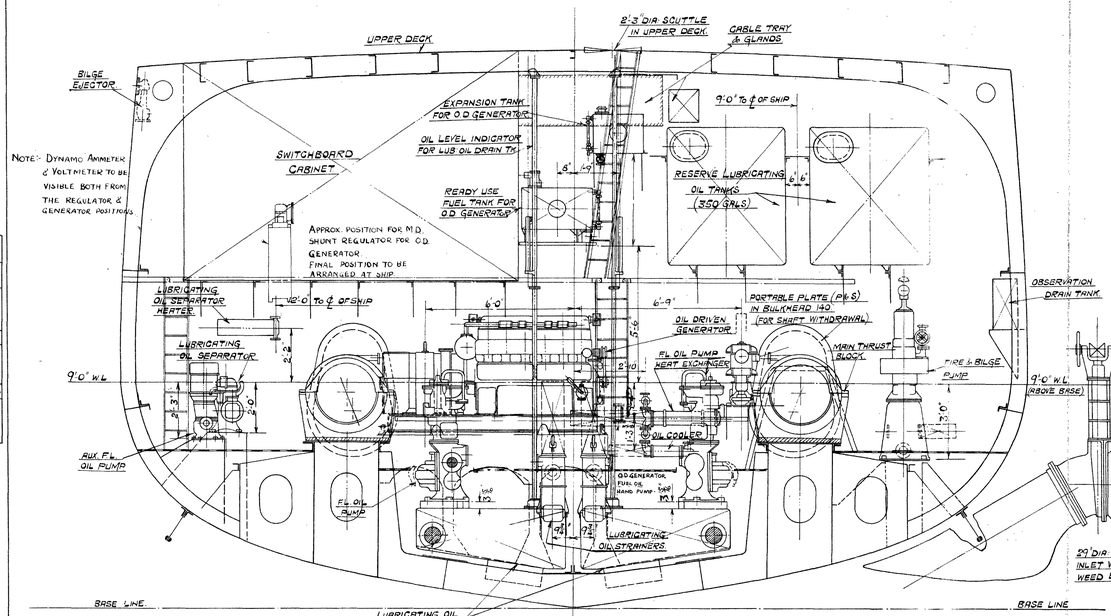

SECTION AT 134
LOOKING AFT.

NOTE:- DYNAMO AMMETER & VOLTMETER TO BE VISIBLE BOTH FROM THE REGULATOR & GENERATOR POSITIONS.

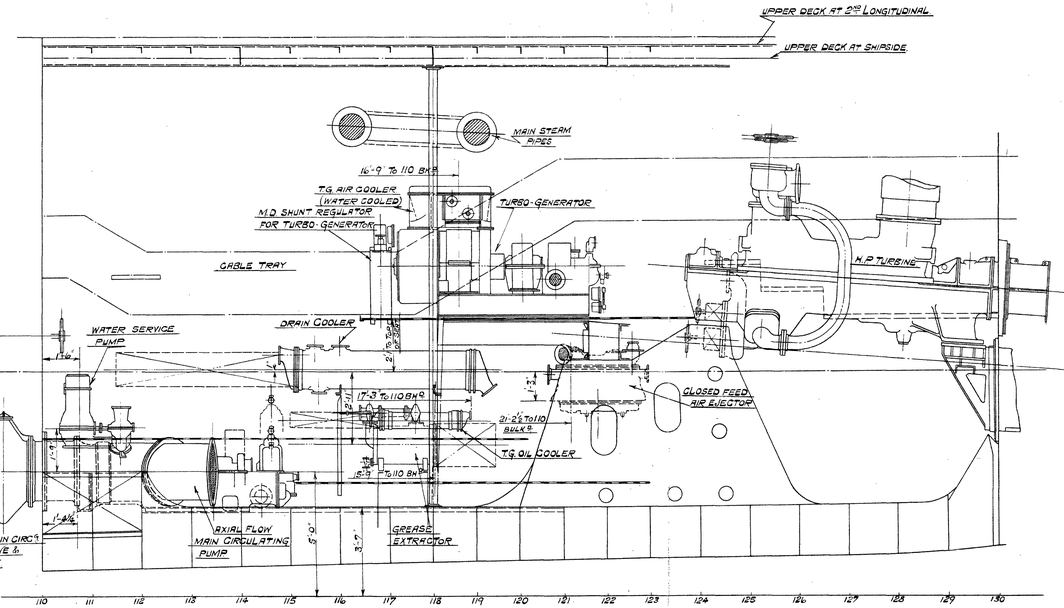

ELEVATION LOOKING TO STARBOARD FROM 2ND LONGITUDINAL.

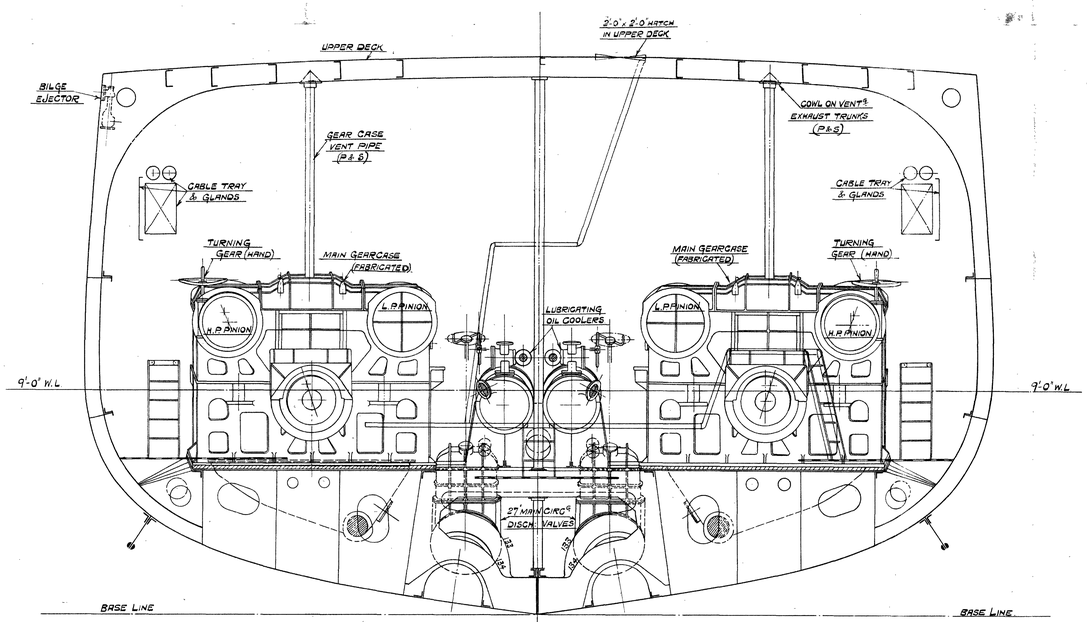

SECTION AT 134
LOOKING FORWARD.

SCALE:- ½" = 1 FOOT.

LIST OF AUXILIARIES. (NOS. GIVEN ARE FOR EACH ENGINE NUMBER)

NAME OF AUXILIARY	Nº OFF	CAPACITY PER HOUR	MAKERS
MAIN CIRCULATING PUMP (TURBINE DRIVEN)	2	1,140,000 GALS. WITH 12'-0" HEAD	MESSRS. W.H. ALLEN
EXTRACTION PUMP (" ") WITH FLOAT CONTROLLED VALVE	2	340,000 LBS.	" G & J WEIR
			" " "
MAIN FEED PUMP (" ")	2	440,000 LBS	" " "
CLOSED FEED AIR EJECTOR	2	70 LBS. SATURATED AIR	" " "
FEED WATER HEATER	1	430,000 LBS – 4 FLOW	" " "
DRAIN COOLER	1	40,000 LBS	MESSRS CAIRD & RAYNER
GREASE EXTRACTOR	1	40,000 LBS.	" HOCKING
FORCED LUBRICATION PUMP (TURBINE DRIVEN)	2	22,000 GALS. AT 35 LBS/□"	" DRYSDALE
LUBRICATING OIL COOLER	2	11,000 GALS.	" SERCK
" " STRAINERS	2	11,000 GALS	" AUTO-KLEAN
" " SEPARATOR	1	120 GALS.	" ALFA-LAVAL
" " " HEATER	1	120 GALS	" " "
AUXILIARY F.L. OIL PUMP (ELECTRIC)	1	3 TONS AGAINST 15 LBS.	" STOTNERT & PITT
FIRE & BILGE PUMP (TURBINE DRIVEN)	1	40 TONS AT 50 LBS/□"	" DRYSDALE
WATER SERVICE PUMP (RECIPROCATING)	1	30,000 GALS. AT 20 FT	" "
EVAPORATOR	1		QUIGGINS PLANT
DISTILLING CONDENSER	1	50 TONS/24 HOURS	MESSRS BUCKLEY &
COMBINED DIST. CIRC.G BRINE & F.W. PUMPS (RECIP)	1		TAYLOR
TURBO GENERATOR	2	200 K.W.	MESSRS. W.H. ALLEN
" " AIR COOLER CIRC.G PUMP (ELECTRIC)	1	25 GALS. WITH 30 FT. HEAD	" " "
DRAIN FILTER (AUXILIARY EXHAUST)	1	9000 LBS	" HOCKING
OIL DRIVEN GENERATOR	1	60 K.W.	" DAVEY PAXMAN
S.W. PUMP FOR O.D. GENERATOR (ELECTRIC)	1	2000 GALS	" DRYSDALE
OIL COOLER & HEAT EXCHANGER FOR O.D. GENERATOR	1		" SERCK

FOR ARRANGEMENT OF MAIN STEAM PIPES, SEE DRAWING Nº 22342

" " " LADDERS, PLATFORMS & FLOORPLATES SEE DRG. Nº 22394

THE PARSONS MARINE STEAM TURBINE CO. LTD
WALLSEND-ON-TYNE

DRAWN BY [illegible] DATE
CHECKED BY
TRACING CHKD BY [illegible] 9/1/42

ARRANGEMENT OF MACHINERY IN ENGINE ROOM.

ENGINE Nºs [redacted] 377.

DRAWING Nº 22435.

IN 2 SHEETS. SHEET Nº 2.

DRG. Nº 22435 2/2